



MICKERSLEY
PARTNERSHIP
TRUST

Edition 4
November
2024

ART

YEAR 7 Curriculum Newsletter

Contact



Lauren Charlton
WPT Art
Subject Director
lcharlton@
cliftonschoo.org



Curriculum Intent

Art is created through inspiring and challenging lessons, equipping students with the knowledge and skills required to work creatively and independently. Students gain a firm understanding by investigating a range of art movements, artists and designers.

Students are taught how to control a range of materials through specific tasks. Recording and experimenting with ideas through drawing. Further developing some of the following media areas: painting, textile art, photography, printmaking, mixed media. We encourage our students to experiment, invent and create their own works of art.

Our curriculum empowers students to develop as artists by working on individual pieces, enabling students to become independent and creative. We aim to ensure that students value the role of art in the wider community and are confident to use the skills they develop to get involved in activities that enrich themselves and their communities.

Year 7 Curriculum

Colour and Texture

Artists Studied: Henri Matisse

Period: Impressionism / Fauvism

We'll investigate Fauvism, the works of art created by Henri Matisse, colour theory. We'll draw patterns and conduct basic colour mixing, look at the application of paint, mixing, blending, collage, and drawing with scissors. We'll also identify the characteristics of the art movement Fauvism.

Shapes and Form

Artists Studied: Paul Klee-Gaudi

Period: Expressionism

We'll investigate Expressionism and its impact on architecture. We'll look at drawing shapes, clay work, and 3D We'll also investigate architects past and present, and line, texture, tone, form and colour.

Feelings

Artists Studied: Mark Rothko, Jackson Pollock, Joan Mitchell, Erich Heckel, Angelika Millmaker, Aaron Siskin

Period: Expressionism

We'll look at colour combinations to create different moods. We'll explore lino designs, printmaking and mixed media work using fabrics and other materials.

Self-Expression

Artists Studied: Jean Michel Basquiat, Phlegm, Cornbread, Grayson Perry, Shamsia Hassani

Period: Graffiti




We'll investigate painting, drawing and photography, before moving on to graffiti including graphics, layering, card joining and slot cutting. We'll also develop skills in drawing, painting, printing and 3D construction.

Assessment Points




Between Y7 and Y9, formative assessments take place throughout lessons in Art. Summative assessments take place at the end of each topic, of which there are six.

Immerse Yourself

What Is Abstract Expressionism

-  Develop Skills
-  Educational Video
-  Art Revision at home

Fauvism in 4 Minutes

-  Get Revising Quicker!
-  Educational Video
-  Study Support and Revision

These are some great educational videos to help students when revising.

If they are struggling with topics in lessons or want to enhance their learning in the classroom then these links are an ideal place to cover content at home.

Test Your Knowledge with EducationQuizzes...

EducationQuizzes KS3 Art questions are a fantastic way to memorise relevant Art terms to help you with your studies. Click on the icon below to start!



Praise and Reward

Our rewards system can be broadly split into four categories: classroom level, subject level, school level and privilege rewards. We'll focus on classroom and subject rewards here - for more information about our rewards schemes, please see our website.

CLASSROOM LEVEL REWARDS

Awarded for: working hard, taking risks and rising to a challenge, making mistakes and learning from them, helping others, and taking pride in the school community.

Rewarded by: praise postcards, positive phone calls to parents/carers, positive text messages home, and lesson-based prizes.

SUBJECT LEVEL REWARDS

Reward scheme: Star of the Week, curriculum awards (Subject/School Way, participation, working with pride, embracing the whole curriculum), high flyer, extra mile, most improved.

Rewarded by: names displayed on reward boards, certificates, social media posts.

Broadening Horizons

Our intent is that all students have a full understanding of how to develop themselves as well rounded citizens, maintain healthy relationships and understand how to keep themselves safe both online and in their day-to-day life. We want all students to know what options are open to them in the future and understand the routes they have in order to progress on their life journey.

To achieve this, our curriculum includes: artists and cultural links, visits or a visiting artist, virtual galleries, looking at the greater awareness of artwork in the wider world, after school art clubs, links to employment opportunities including ceramicist and printmaker, and working with an artist in their own environment where appropriate. We also learn about historical and contemporary artists.



The Case For Mark Rothko

Rectangles after rectangles after rectangles. Rothko was a truly prolific artist who found his groove painting hazy swatches of color and stuck with it until the very end.

The Art Assignment looks into Rothko's life and works, click on the logo to watch!

Millennium Gallery - Sheffield

The gallery's changing exhibition programme showcases the best in national and international art and design alongside the region's remarkable creative talents. You'll also find collection displays celebrating Sheffield's metalworking prowess and the remarkable art and artefacts brought to the city.



Careers

We run a series of 'Careers in the Curriculum' weeks in our school. For Art, this week takes place in November. Students will learn about how to apply the skills they learn in Art, to the wider world or work such as creativity, organisation and critical thinking.

Students will learn about how these skills can be used in a variety of jobs. Students will also learn how to link the Art subject way to life skills. Click on the logo below to find out more!



The Art Way

The Art Way is followed in all of our lessons. It is designed to help students become young subject specialists and has two main purposes: to teach students the vital skills needed to achieve their full potential, and to demonstrate how Art relates to the wider world.

THE ART WAY

We are creative with our ideas and choices
We are open to experimenting with new materials and techniques

WE ADMIRE THE ACHIEVEMENT OF EACH OTHER & LEARN FROM THIS
We have ownership in our work

WE REFLECT, refine & make adaptations
WE RESPECT OUR PRACTICAL ENVIRONMENT AND OTHERS' WORK

WE LEARN FROM ARTISTS AND WE LEARN FROM EACH OTHER
We are inquisitive and have the opportunity to think outside of the box!

We dedicate time to plan our projects through preference, discussion & experimentation
We gain confidence in ourselves and achieve through creative learning

WE BELIEVE IN OURSELVES & ARE PREPARED TO CREATE OUR OWN PERSONAL & INDIVIDUAL NETWORK
We express our preferences and views in a calm and constructive way

SUBJECT WAYS

Have your say! ✨

At WPT we're always looking for feedback. If you have any thoughts/opinions on this Curriculum Newsletter, its content or the curriculum in general, please click on the title to fill out a short feedback form.